



# CART SERIES

TASK / INSPECTION / HAZARDOUS AREAS

DATE: \_\_\_\_\_ PROJECT MGR: \_\_\_\_\_  
 JOB: \_\_\_\_\_  
 CAT#: \_\_\_\_\_  
 TYPE: \_\_\_\_\_



4 Ft. Single  
Fixture Cart

- TASK ①
- PAINTBOOTH ②
- VAPOR DUST ③
- VAPOR ④
- WET DAMP ⑤
- MARINE ⑥
- EXPLOSION PROOF ⑦
- HID ⑧
- INSPECTION ⑨
- PORTABLE LIGHTING ⑩
- MOUNTING ⑪
- PHOTOMETRY ⑫
- LAMPS BALLASTS ⑬
- INFO ⑭
- CUSTOM ⑮
- ASK THE EXPERT ⑯

## DESCRIPTION

2 WHEEL VERTICAL CART: P/N 4346  
 8" semi-pneumatic ball bearing wheels  
 20' Power cord with a 3 prong 120 Volt 15 amp plug.  
 A 277 Volt 15 amp plug is also available.  
 Cords can be supplied with NEMA rated power cord plugs.  
 (specify amperage)

The single fixture light cart is designed to provide portable lighting solutions for applications ranging from inspection to laboratory and general industrial task lighting. Light fixture options allow you to customize your cart to fit your work application requirements.

## SPECIFICATIONS

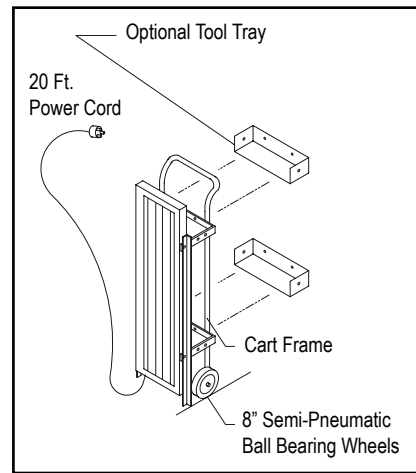
FIXTURE LISTINGS: ETL listed. U.S. and Canada  
 I: UL 1598 ONLY

ELECTRICAL: Voltage: 120 volts or 277 volts

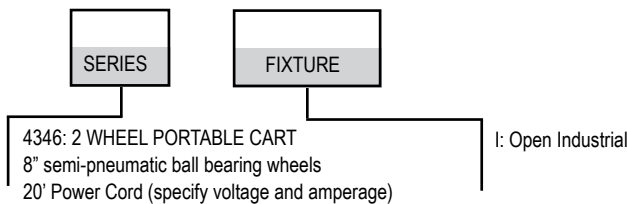
OPTIONS: CART OPTIONS  
 Shelf Trays: 20 1/2" W x 8" D x 3" H P/N 4344  
 Cord Reel Non-Hazardous 20 FT P/N 4826

FIXTURE OPTIONS  
 Task/Open Industrial (lamps included)

OPEN INDUSTRIAL INCLUDED  
 Polycarbonate Lens  
 F32-T-8 Lamp, 5000K - (Recommended)



## PART NUMBERS





# CART SERIES

TASK / INSPECTION / HAZARDOUS AREAS

## 4 Ft. 2 Fixture Cart



Vertical Mount



Shown with optional tool tray and 5" casters

Horizontal Mount



Standard 10" pneumatic tires

- ① TASK
- ② PAINTBOOTH
- ③ VAPOR DUST
- ④ VAPOR
- ⑤ WET DAMP
- ⑥ MARINE
- ⑦ EXPLOSION PROOF
- ⑧ HID
- ⑨ INSPECTION
- ⑩ PORTABLE LIGHTING
- ⑪ MOUNTING
- ⑫ PHOTOMETRY
- ⑬ LAMPS BALLASTS
- ⑭ INFO
- ⑮ CUSTOM
- ⑯ ASK THE EXPERT

### DESCRIPTION

**2 FIXTURE CART**  
 Black finish with standard swivel mounting brackets (See page 9.3)  
 10" pneumatic tires. (2) swivel (2) non-swivel  
 25' power cord  
 15 amp 120 volt NEMA rated plug

The 4 Ft. 2 fixture light cart is designed to provide portable lighting solutions for applications ranging from inspection to laboratory and general industrial task lighting. The 2 or 3 Fixture Portable Lighting Cart is designed to accept the listed light fixtures mounted either vertically or horizontally (horizontal mounting available only on two fixture cart). Fixtures are attached with swivel mounting brackets allowing for directional aiming of the light.

### SPECIFICATIONS

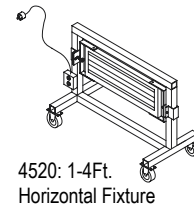
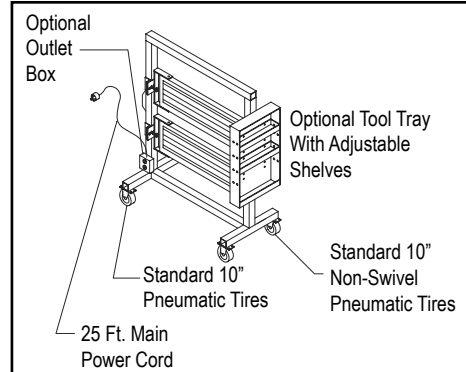
**FIXTURE LISTINGS:** ETL listed. U.S. and Canada  
 I: UL 1598 ONLY

**ELECTRICAL:** Voltage: 120 volts or 277 volts  
 Amperage: 15 amps or 20 amps

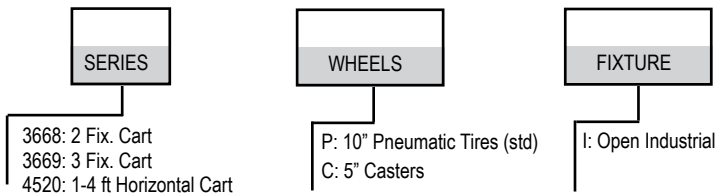
**OPTIONS:** Vertical or horizontal fixture mount (1 & 2 fixture carts only)  
 Outlet box with 1 duplex outlet Only on 120V carts  
 5" casters (polyurethane) (2) swivel (2) non-swivel  
 Tool tray with adjustable shelves P/N 4362  
 NEMA rated power cord plug, other than specified, can be provided.

**FIXTURE OPTIONS:** Task/Open Industrial (lamps included)

**OPEN INDUSTRIAL INCLUDED**  
 Polycarbonate Lens  
 F32-T-8 Lamp, 5000K - (Recommended)



### PART NUMBERS



Call LDPI® for a quote on a cart with 2 or 3 fixtures.